



Specifications

- High performance SMD design
- Efficacy up to 150lm/W
- Electrical: 100-240Vac/100-277Vac/277-488Vac, 50-60Hz, PF \geq 0.93
- LED Lifespan > 50,000 hours (Ta=30 @L70)
- Energy savings up to 90%, (depending on installation and usage patterns)
- CCT: 5000K, 4000K, 3000K
- CRI > Ra70 (CRI > Ra80 optional)
- Beam angle: 30°, 50°, 60°, 90° and 120° optional.
- Superior uniformity
- Superior temperature stability
- Temperature tested at toughest conditions
- Meanwell driver
- Tempered safety glass diffuser
- Operating range -30~+60°C
- Body: Aluminium alloy
- Stainless steel screws
- IP65 protection rating
- 7 years warranty

Additional Options

- Occupancy Control
- DALI Control
- ZigBee Wireless Control
- 1-10V dimming control
- Daylight Sensor Control
- Alternative mounting brackets

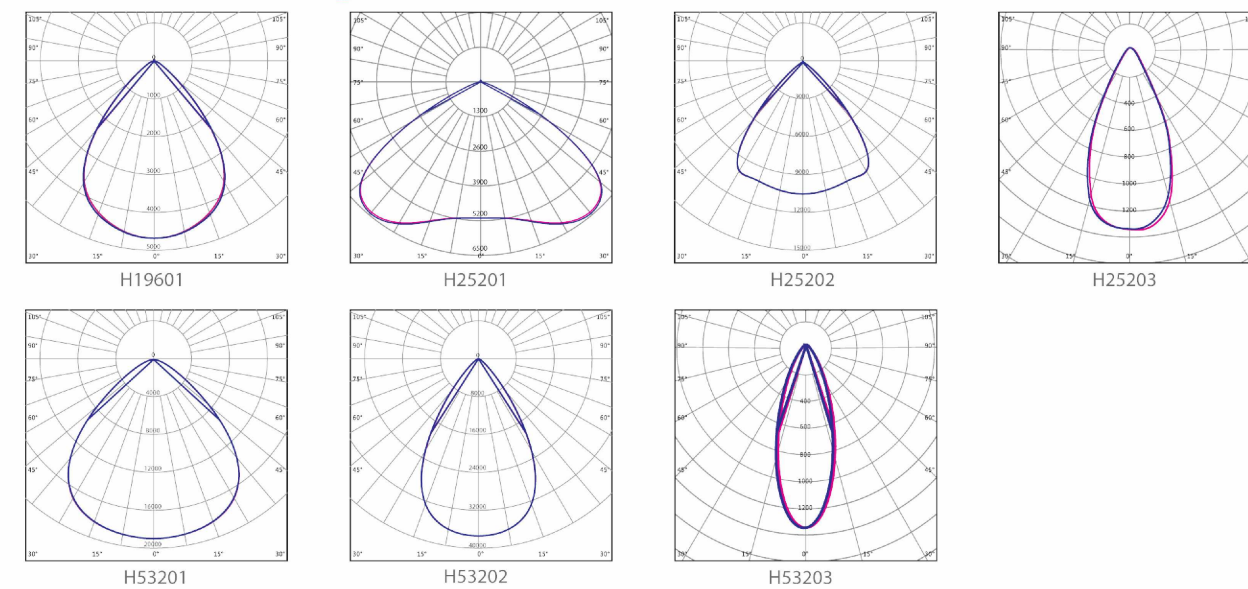
Product Range

Part Number	LU050RD-HB02	LU070RD-HB02	LU090RD-HB02	LU100RD-HB02	LU120RD-HB02	LU150RD-HB02	LU200RD-HB02	LU240RD-HB02	LU300RD-HB02				
Lumen Output	6,250lm	8,750lm	11,700lm 15,000lm	13,000lm 18,000lm	15,600lm 22,500lm	19,500lm 30,000lm	26,000lm 26,000lm	32,400lm	40,500lm				
Wattage	50W	70W	90W 90W	100W 100W	120W 120W	150W 150W	200W 200W	240W	300W				
Luminous Efficacy	125lm/W		130lm/W 150lm/W					135lm/W					
CCT	3000K, 4000K, 5000K												
CRI	>Ra80												
Beam Angle	90°, 120°		50°, 90°, 120°			60°, 90°, 120°, 30°(300W)							
Input Voltage	100-240Vac/100-277Vac 50-60Hz PF \geq 0.93												
IP Rating	IP65												
LED Driver	Meanwell												
HID Equivalent	120W	160W	230W	250W	250-400W	400-600W	700W	250W	250-400W	400-600W	700W	800W	1000W
Certification	CE, CB, SAA, DLC, RoHS, ENEC, GS, DMARK, SASO, EMC,UL												

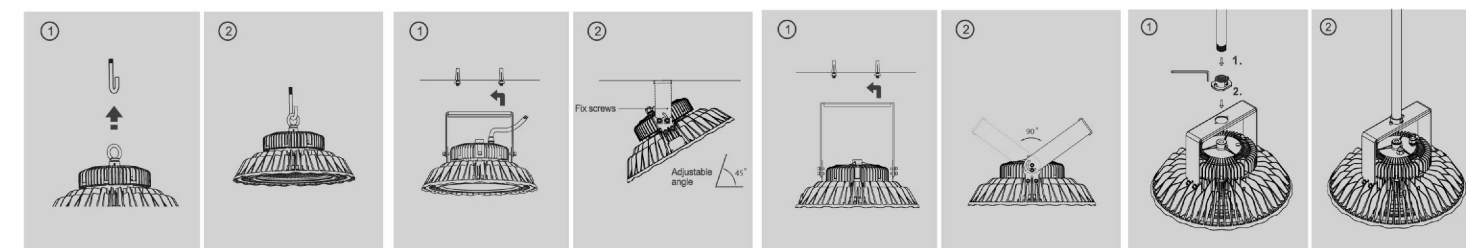
Control Options

Occupancy Control	DALI Control	1-10V Dimming Control	Zigbee Wireless Control	Daylight Sensor Control
-------------------	--------------	-----------------------	-------------------------	-------------------------

Photometric Diagrams



Mounting Options





V2.1

P.O. Box: 263268, Dubai | Factory Address: No. 01, Street No. N304, Road No. N300 Jebel Ali, Dubai U.A.E.
Tel: +971(04) 880 89 20 Fax: +971(04) 880 89 21 E-mail: info@lumo.ae Website: www.lumo.ae

LUMO[®]

feel the difference

LED High-Bay Plus



ISO9001: 2008

All the info here is only for reference, please confirm with our sales before ordering.



LED High-Bay Plus

The high performance, high efficiency, guaranteed quality LED high-bay

Not only LED High-Bay Lights consume less electricity but they also have many other advantages like:

- Less frequent maintenance, "no if" needed
- Working cooler to prevent increased electricity bill
- Prevents noise in line
- Prevents hum known in old version of Luminaires

The right solution

LUMO High-Bay Plus is an innovation in LED High-Bay lighting considering better performance of using SMD design instead of COB LED Luminaires. LUMO High-Bay Plus is small in size but more powerful in illuminating your warehouses.

Reliability

Warehouses Lighting Maintenance is called "the maintenance nightmare" but with our High-Bay Plus you will get rid of this nightmare forever. This light can last for long period of time and you do not need to worry about annual maintenance charges.

Reliability guaranteed

Our High-Bay Plus has passed all the quality assurance tests. So we can proudly give you a 7 years warranty meaning you do not need to worry about any manufacturing defection during this period.

Availability

LUMO is one of the companies who always has stock. For more information about any product availability, please feel free to contact us.

Product selection – Forget the guess work

Correct product selection is a vital aspect for the best lighting designers. Don't waste your time with try and error, contact us and request a photometric simulation for your project. Insert the details and we'll send you a detailed recommendation. With a recommendation you will certainly be able to provide the required uniformity and lux levels to the project. Technical Data Sheets and IES photometry files are also available on request.

Superior return on investment

The expense of a high quality LED solution can be easily recovered in two years depending on usage and power and period of consumption rate. Those savings continue for many years. For more information please ask one of our sales representatives to do an ROI for your project.

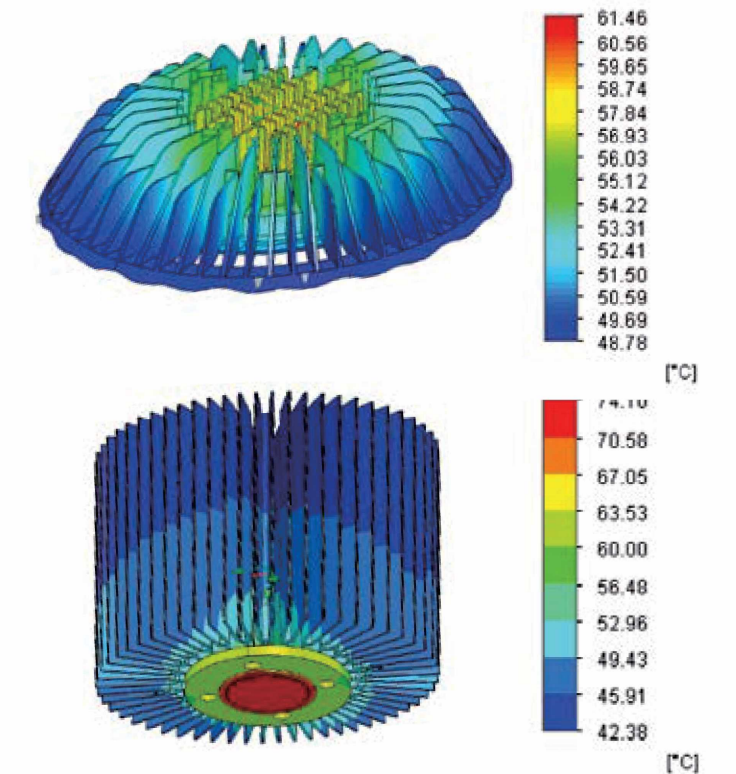
LUMO High-Bay Plus, the range, the options

LUMO High-Bay Plus Lumen output varies from 6,250lm to more than 40,500lm, to match almost any application. The standard beam angle of this solution is 120°, 90°, 60° and 50° according to your demand. Other options include: Occupancy control, DALI and 1-10V dimming, ZigBee, Daylight Sensor Control can be provided as an option. Occupancy Control can increase energy savings to as high as 70%.



Thermal management

All electrical devices and circuitry generate excess heat and thus require thermal management to improve reliability and prevent premature failure. The amount of heat output is equal to the power input if there is no other energy interaction. We have overcome this challenge using streamlined heat sink with 100% aluminum for maximum heat dissipation.



Superior lighting performance

Outperforms conventional LED high bay designs

Our LED High-Bay Light 150W	Other LED 150W
	
312 lux working plane	199 lux working plane
0.650 Uniformity	0.394 Uniformity
	

Room width 100m Room length 100m Room height 10m
Fixture Qty 225pcs Fixture spacing 6.7m