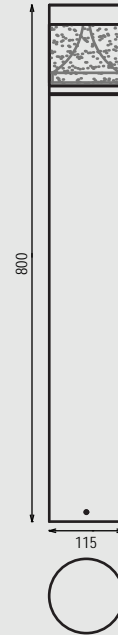


## LED BOLLARD LIGHT



### Description

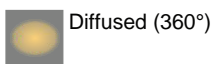
Bollard lighting is one of the most important options in urban and suburban areas, bollard lights are commonly used to illuminate walkways, parking lots, boardwalks, pathways, and building entrances and all outdoor and landscape design to make it attractive. We have a wide range of lights available for landscape lighting as they are offered in a variety of styles, colors, and materials. These lights are mainly being used to mark the course of a path and further to designate the borders of any public area, such as outdoor seating areas or parking spots, and create an attractive ambient to your home, improve your property security by increasing visibility.

### Correlated Color Temperature (CCT)

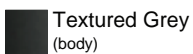


\*Other Color Temperature can be made as per order.

### Beam Angle



### Color Finish



### Electrical Features

<b>Wattage</b>	10W
<b>Light Source</b>	CREE SMD LED
<b>Output Lumen</b>	800lm (3000K)
<b>Input Voltage</b>	190-240V AC, 50-60Hz
<b>Color Rendering Index</b>	CRI >80
<b>LED Life Span</b>	>50,000Hrs
<b>Control</b>	ON / OFF

### Mechanical Features

<b>Installation</b>	Floor Mounted
<b>Body Material</b>	Die cast Aluminum
<b>Bracket Material</b>	Die cast Aluminum
<b>Diffuser</b>	PMMA
<b>Ingress Protection</b>	IP65
<b>Impact Protection</b>	IK 08
<b>Dimension</b>	Ø115 x H800 mm

Product photo



Accessories



Application

