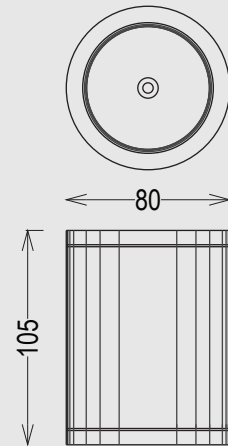


ROUND CEILING SURFACE MOUNTED LED DOWN LIGHT



Description


A Round LED Flush Mount Ceiling Light with 3000K colour temperature provides a high level of visual comfort with a 55° beam angle. The housing is crafted from Die-casting aluminum and powder coated with textured dark grey which has made this light an ideal outdoor fixture with a high IP rating (IP65) to be protected against water and moisture. Easily mounted on the ceiling surface using an existing bracket and supplied fishers and screws has made this light easy maintenance after installation if required. The light can be installed directly from the ceiling, presenting a highly minimalistic design.

Correlated Color Temperature (CCT)



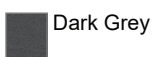
*Other color temperatures (CCT) can be made as per order.

Beam Angle



*Other beam angle can be made as per order.

Color Finish



Electrical Features

Wattage	6W
Light Source	Cree COB LED
Output Lumen	420lm
Input Voltage	190-265V AC, 50-60Hz
Color Rendering Index	>80
LED Life Span	50,000Hrs
Control	ON/OFF

*Other control methods can be made as per order

Mechanical Features

Installation	Ceiling Surface Mounted
Body Material	Aluminum
Diffuser	Clear Glass
Ingress Protection	IP65
Weight	0.7 kg
Dimension	As per drawing