


OUTDOOR LED FLOOD LIGHT



Description

Compact architectural and stylish outdoor innovative projector for variety of floodlighting applications, ideal for accent lighting, available in different sizes/ wattage options, with high power LED, high-pressure die-casting aluminium body, stainless steel screws, high strength 6mm toughened glass, extremely narrow to wide beam options, rotationally symmetric light distribution, integrated power supply with dimmable options.

Correlated Color Temperature (CCT)



*Other color temperatures (CCT) can be made as per order.

Beam Angle

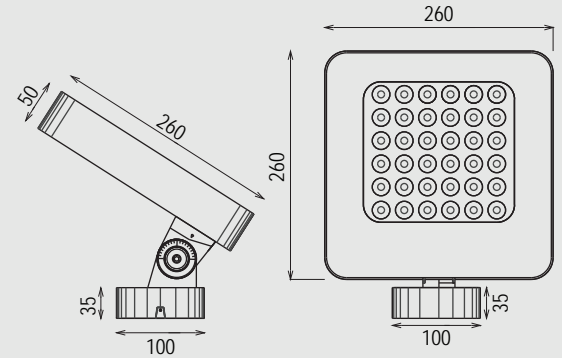


*Other Beam angle can be made as per order.

Color Finish



Dark grey



Electrical Features

Wattage	58W
Light Source	Cree LED
Output Lumen	5360lm
Input Voltage	220-240V AC, 50/60Hz
LED Life Span	50,000Hrs
Control	On/Off

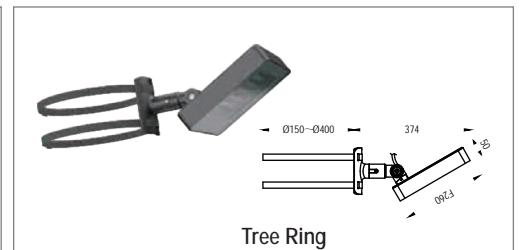
Mechanical Features

Installation	Surface Mounted
Body Material	Aluminum
Bracket Material	Aluminum
Diffuser	Clear Tempered glass
Ingress Protection	IP66
Dimension	L260 x D50 x H300 mm









Product Image



Other Installation



Accessories

<p>CABLE CONNECTOR</p>  <p>IP68 3 way 2 pin connector Sold Separately</p>	<p>CABLE CONNECTOR</p>  <p>IP68 4 way 2 pin connector Sold Separately</p>	<p>CABLE CONNECTOR</p>  <p>IP68 2 way 2 pin connector Sold Separately</p>	<p>CABLE CONNECTOR</p>  <p>IP68 2 way 5 pin connector Sold Separately</p>	<p>CABLE CONNECTOR</p>  <p>IP68 3 way 5 pin connector Sold Separately</p>
<p>DECODER</p>  <p>RGBW Decoder Sold Separately</p>	<p>REMOTE</p>  <p>DMX Remote Sold Separately</p>	<p>LED DRIVER</p>  <p>24V LED Driver Sold Separately</p>		

Application

