

LED BOLLARD LIGHT



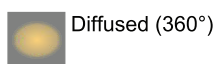
Description

Bollard lighting is one of the most important options in urban and suburban areas, bollard lights are commonly used to illuminate walkways, parking lots, boardwalks, pathways, and building entrances and all outdoor and landscape design to make it attractive. We have a wide range of lights available for landscape lighting as they are offered in a variety of styles, colors, and materials. These lights are mainly being used to mark the course of a path and further to designate the borders of any public area, such as outdoor seating areas or parking spots, and create an attractive ambient to your home, improve your property security by increasing visibility.

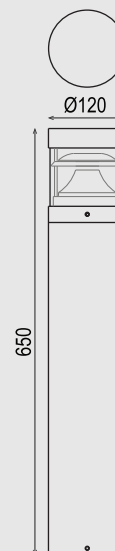
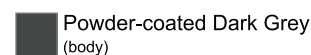
Correlated Color Temperature (CCT)



Beam Angle



Color Finish



Electrical Features

Wattage	15W
Light Source	CREE COB
Output Lumen	80-90lm/Watt
Input Voltage	220-240V AC, 50-60Hz
Color Rendering Index	CRI >80
LED Life Span	>50,000Hrs
Control	ON / OFF

Mechanical Features

Installation	Ground Mounted
Body Material	Die-cast Aluminum
Diffuser	Clear Acrylic
Ingress Protection	IP65
Impact Protection	IK 08
Dimension	Ø120 x H650 mm

Application



Accessories

